



# FREMONT COUNTY SCHOOL DISTRICTS WYOMING GRADE 3 ENGLISH LANGUAGE ARTS PROFICIENT AND ADVANCED PERFORMANCE—SYNTHESIS DOCUMENT

Tracie Corner, R11CC Evaluator

Joe Simpson, R11CC Director and Wyoming State Lead

September 2020

## Introduction

This document provides information about Wyoming Test of Proficiency and Progress (WY-TOPP) English Language Arts (ELA/comprehension) performance rates for each of the eight Fremont County school districts. This information is intended to help the Wyoming Department of Education (WDE) and the Region 11 Comprehensive Center develop and implement a WY Comprehensive K–3 Reading Framework to improve outcomes for struggling readers and invite two elementary schools to participate in the Fremont County project (2019–2024). This document summarizes information about third grade ELA proficient and advanced (combined) performance rates for the all students, English language learners, Native American, and students with disabilities categories, for the 2017–2018 and 2018–2019 school years. These categories were identified by the project team to determine the need of student groups in Fremont County. The project team decided to review two years of data because the state assessment has changed over time.

The English Language Arts (ELA) WY-TOPP assessment and reporting does not account for individual categories within ELA, but rather, is collapsed into Reading Literature, Reading Informational, Language Vocabulary Acquisition and Use, Listening, and Writing. The ELA WY-TOPP began in the 2017–2018 school year and changed from the assessment title of “Reading” (during PAWS) to “ELA”, along with the shift from the reading to the full ELA test. ELA performance rates (proficient or advanced, combined) were used as the best available proxy, though are not representative of individual components of ELA. For additional information about the third grade ELA assessment please refer to the WY-TOPP Summative Blueprints, [here](#).

Appendix A provides comparisons of ELA proficient and advanced (combined) rates by student categories across districts. Appendix B provides the data used to inform this document.

## Fremont County School Districts

This section includes the address, telephone number, and website for each of the eight Fremont County school districts, as well as a list of the schools that serve kindergarteners or students in Grades 1, 2, or 3. It also includes WY-TOPP ELA proficient and advanced (combined) rate information for the all students, English language learners, Native American, and students with disabilities categories.

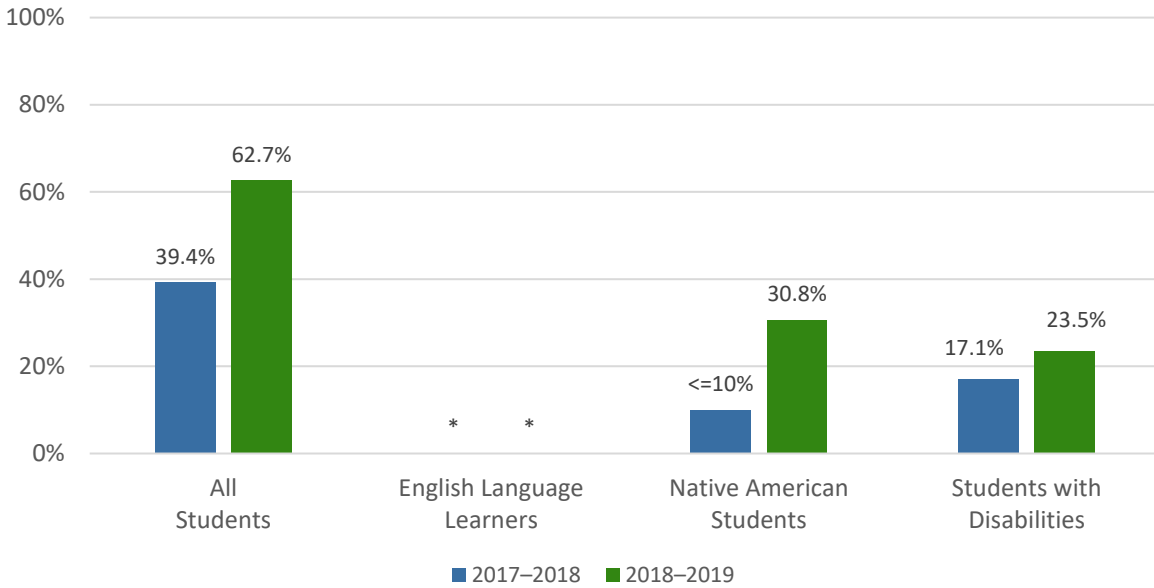
### Fremont County School District #1

Schools: [Baldwin Creek Elementary](#), [Gannett Park Elementary](#), and [Jeffrey City Elementary](#)

Address: 863 Sweetwater Street, Lander, WY 82520

Phone: 307-332-4711

Main website: <https://www.landerschools.org/>



\* No students assessed in 2017–2018 or 2018–2019.

Note: Data retrieved from <https://edu.wyoming.gov/data/assessment-reports/>. The Native American students subgroup includes students identified as American Indian/Alaska Native. The students with disabilities subgroup includes students with an Individual Education Plan (IEP).

**Figure 1. Fremont County School District #1 2017–2018 and 2018–2019 Wyoming Test of Proficiency and Progress in English Language Arts, Grade 3 Proficient and Advanced (combined) Rates**

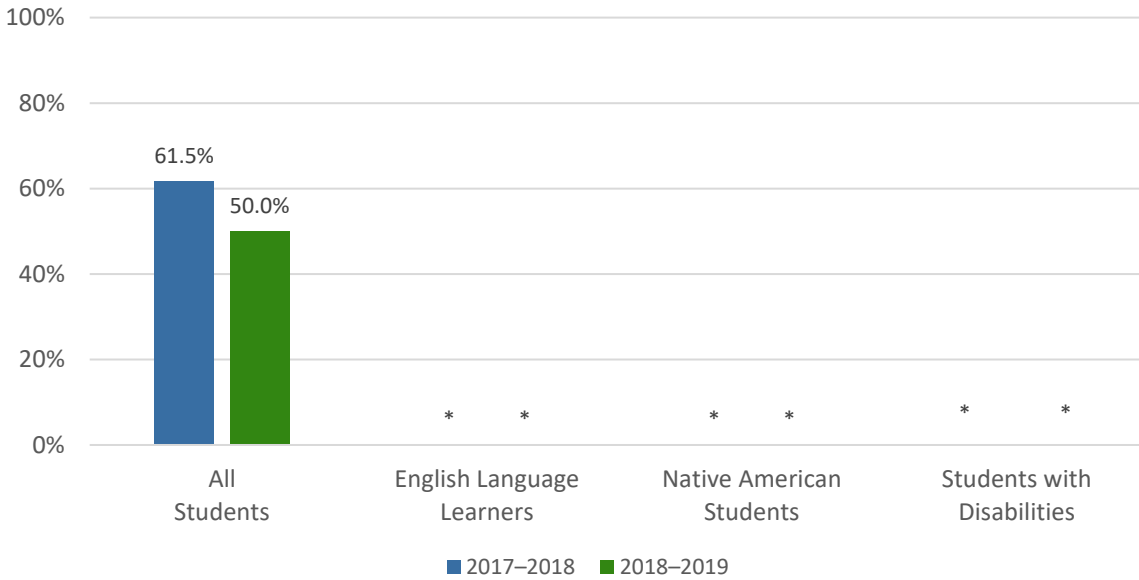
Figure 1 displays the percentage of Fremont County District #1 third grade students classified as proficient or advanced (combined rate) on the WY-TOPP ELA assessment for 2017–2018 and 2018–2019 school years. Proficient and advanced (combined) rates are provided for the all students, English language learner, Native American, and students with disabilities categories.

**Highlights:**

- As of the 2018–2019 school year, 62.7% of *all students* were proficient or advanced in ELA.
- No *English language learners* were assessed in the 2017–2018 or 2018–2019 school years.
- As of the 2018–2019 school year, 30.8% of the *Native American students* were proficient or advanced in ELA.
- As of the 2018–2019 school year, 23.5% of the *students with disabilities* were proficient or advanced in ELA.

**Fremont County School District #2**

School: [Dubois K-12 School](#)  
 Address: 700 North 1<sup>st</sup> Street, Dubois, WY 82513  
 Phone: 307-445-5545  
 Main website: <https://www.fremont2.org/>



\* English language learners: No students assessed in 2017–2018 or 2018–2019.

\* Native American students: No students assessed in 2017–2018. Five or fewer students assessed in 2018–2019.

\* Students with disabilities: Five or fewer students assessed in 2017–2018. No students assessed in 2018–2019.

Note: Data retrieved from <https://edu.wyoming.gov/data/assessment-reports/>. The Native American students subgroup includes students identified as American Indian/Alaska Native. The students with disabilities subgroup includes students with an Individual Education Plan (IEP).

**Figure 2. Fremont County School District #2 2017–2018 and 2018–2019 Wyoming Test of Proficiency and Progress in English Language Arts, Grade 3 Proficient and Advanced (combined) Rates**

Figure 2 displays the percentage of Fremont County District #2 third grade students classified as proficient or advanced (combined rate) on the WY-TOPP ELA assessment for 2017–2018 and 2018–2019 school years. Proficient and advanced (combined) rates are provided for the all students, English language learner, Native American, and students with disabilities categories.

### Highlights:

- As of the 2018–2019 school year, 50.0% of *all students* were proficient or advanced in ELA.
- No *English language learners* were assessed in the 2017–2018 or 2018–2019 school years.
- Five or fewer of the *Native American students* were assessed in the 2017–2018 school year. None were assessed in the 2018–2019 school year.
- Five or fewer *students with disabilities* were assessed in the 2017–2018 school year. None were assessed in the 2018–2019 school year.

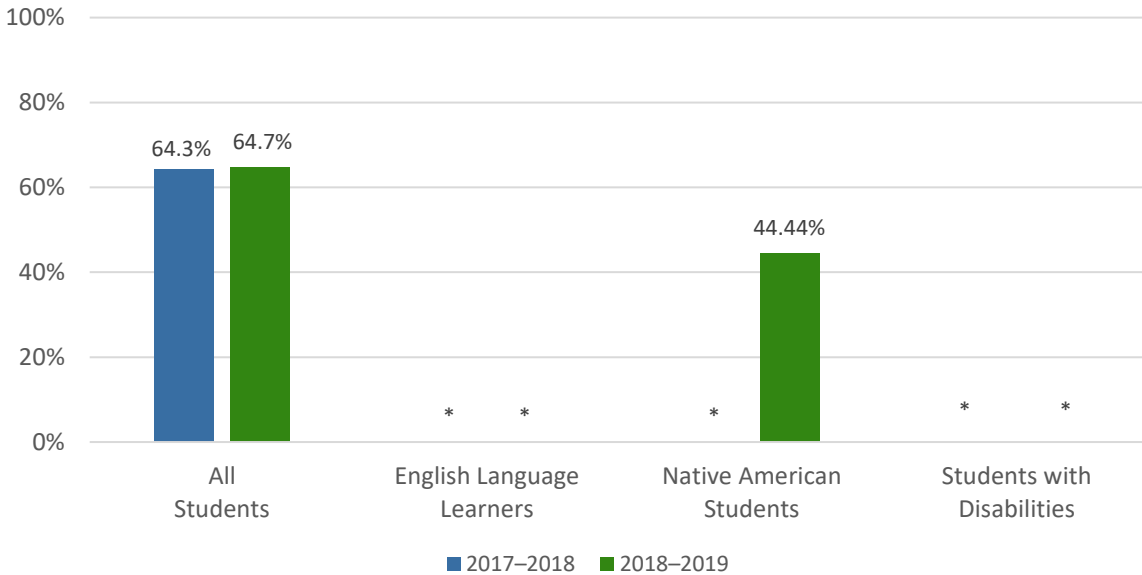
### Fremont County School District #6

Schools: [Crowheart Elementary](#) and [Wind River Elementary](#)

Address: 223 North Cherry Street, Pavilion, WY 82523

Phone: 307-856-7970

Main website: <https://www.fre6.k12.wy.us/>



\* English language learners: No students assessed in 2017-2018 or 2018-2019.

\* Native American students: Five or fewer students assessed in 2017-2018.

\* Students with disabilities: Five or fewer students assessed in 2017-2018 and 2018-2019.

Note: Data retrieved from <https://edu.wyoming.gov/data/assessment-reports/>. The Native American students subgroup includes students identified as American Indian/Alaska Native. The students with disabilities subgroup includes students with an Individual Education Plan (IEP).

**Figure 3. Fremont County School District #6 2017-2018 and 2018-2019 Wyoming Test of Proficiency and Progress in English Language Arts, Grade 3 Proficient and Advanced (combined) Rates**

Figure 3 displays the percentage of Fremont County District #6 third grade students classified as proficient or advanced (combined rate) on the WY-TOPP ELA assessment for 2017-2018 and 2018-2019 school years. Proficient and advanced (combined) rates are provided for the all students, English language learner, Native American, and students with disabilities categories.

### Highlights:

- As of the 2018-2019 school year, 64.7% of *all students* were proficient or advanced in ELA.
- No *English language learners* were assessed in the 2017-2018 or 2018-2019 school years.
- As of the 2018-2019 school year, 44.4% of the *Native American students* were proficient or advanced in ELA.
- Five or fewer of the *students with disabilities* were assessed in the 2017-2018 and 2018-2019 school years.

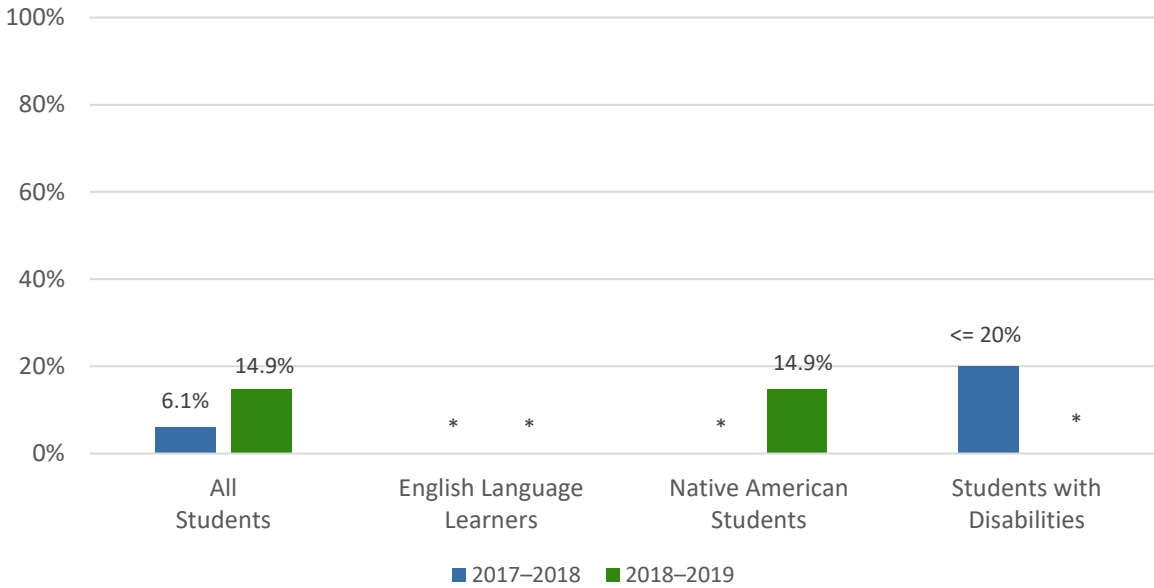
### Fremont County School District #14

School: [Wyoming Indian Elementary](#)

Address: 636 Blue Sky Highway, Ethete, WY 82520

Phone: 307-332-3904

Main website: <http://www.fremont14.k12.wy.us/>



\* English language learners: No students assessed in 2017–2018. Five or fewer students assessed in 2018–2019.

\* Native American students: Performance percentage cap met (5% or 95%) in 2017–2018.

\* Students with disabilities: Five or fewer students assessed in 2018–2019.

Note: Data retrieved from <https://edu.wyoming.gov/data/assessment-reports/>. The Native American students subgroup includes students identified as American Indian/Alaska Native. The students with disabilities subgroup includes students with an Individual Education Plan (IEP).

**Figure 4. Fremont County School District #14 2017–2018 and 2018–2019 Wyoming Test of Proficiency and Progress in English Language Arts, Grade 3 Proficient and Advanced (combined) Rates**

Figure 4 displays the percentage of Fremont County District #14 third grade students classified as proficient or advanced (combined rate) on the WY-TOPP ELA assessment for 2017–2018 and 2018–2019 school years. Proficient and advanced (combined) rates are provided for the all students, English language learner, Native American, and students with disabilities categories.

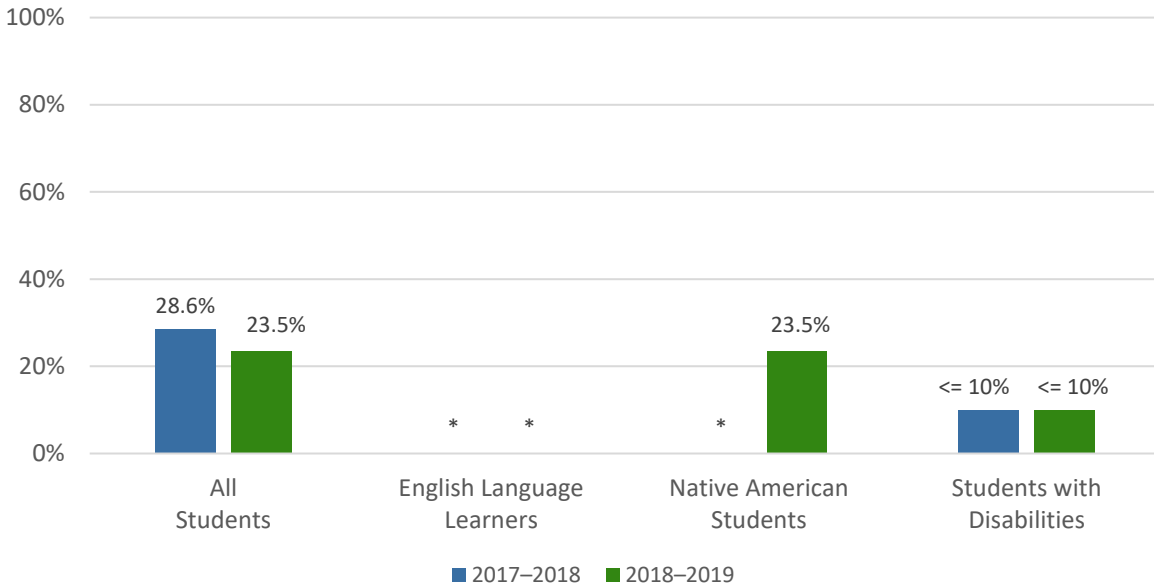
**Highlights:**

- As of the 2018–2019 school year, 14.9% of *all students* were proficient or advanced in ELA.
- No *English language learners* were assessed in the 2017–2018 school year. Five or fewer were assessed in the 2018–2019 school year.
- As of the 2018–2019 school year, 14.9% of the *Native American students* were proficient or advanced in ELA.
- As of the 2017–2018 school year, 20% or fewer of the *students with disabilities* were proficient in ELA. Five or fewer were assessed in the 2018–2019 school year.

**Fremont County School District #21**

School: [Fort Washakie](#) Elementary/Middle School  
 Address: 90 Ethete Road, Fort Washakie, WY, 82514  
 Phone: 307-332-3597  
 Main website: <https://www.fortwashakieschool.com/>





\* English language learners: No students assessed in 2017–2018 or 2018–2019.

\* Native American students: Performance percentage cap met (5% or 95%) in 2017–2018.

Note: Data retrieved from <https://edu.wyoming.gov/data/assessment-reports/>. The Native American students subgroup includes students identified as American Indian/Alaska Native. The students with disabilities subgroup includes students with an Individual Education Plan (IEP).

**Figure 5. Fremont County School District #21 2017–2018 and 2018–2019 Wyoming Test of Proficiency and Progress in English Language Arts, Grade 3 Proficient and Advanced (combined) Rates**

Figure 5 displays the percentage of Fremont County District #21 third grade students classified as proficient or advanced (combined rate) on the WY-TOPP ELA assessment for 2017–2018 and 2018–2019 school years. Proficient and advanced (combined) rates are provided for the all students, English language learner, Native American, and students with disabilities categories.

**Highlights:**

- As of the 2018–2019 school year, 23.5% of *all students* were proficient or advanced in ELA.
- No *English language learners* were assessed in the 2017–2018 or 2018–2019 school years.
- As of the 2018–2019 school year, 23.5% of the *Native American students* were proficient or advanced in ELA.
- As of the 2018–2019 school year, 10% or fewer of the *students with disabilities* were proficient or advanced in ELA.

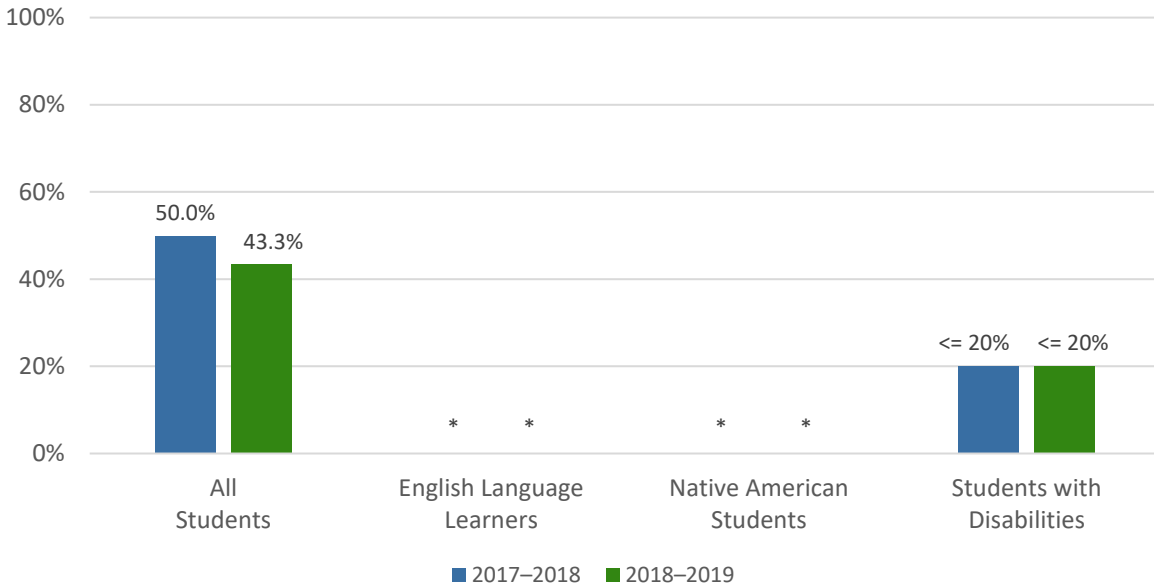
**Fremont County School District #24**

School: [Shoshoni Schools](#)

Address: 404 Wrangler Way, Shoshoni, WY 82649

Phone: 307-876-2583

Main website: <https://www.fremont24.com/>



\* English language learners: Five or fewer students assessed in 2017-2018. No students assessed in 2018-2019.

\* Native American Students: Five or fewer students assessed in 2017-2018 and 2018-2019.

Note: Data retrieved from <https://edu.wyoming.gov/data/assessment-reports/>. The Native American students subgroup includes students identified as American Indian/Alaska Native. The students with disabilities subgroup includes students with an Individual Education Plan (IEP).

**Figure 6. Fremont County School District 24 2017-2018 and 2018-2019 Wyoming Test of Proficiency and Progress in English Language Arts, Grade 3 Proficient and Advanced (combined) Rates**

Figure 6 displays the percentage of Fremont County District #24 third grade students classified as proficient or advanced (combined rate) on the WY-TOPP ELA assessment for 2017-2018 and 2018-2019 school years. Proficient and advanced (combined) rates are provided for the all students, English language learner, Native American, and students with disabilities categories.

#### Highlights:

- As of the 2018-2019 school year, 43.3% of *all students* were proficient or advanced in ELA.
- Five or fewer *English language learners* were assessed in the 2017-2018 school year. None were assessed in the 2018-2019 school year.
- Five or fewer *Native American students* were assessed in the 2017-2018 and 2018-2019 school years
- As of the 2018-2019 school year, 20% or fewer of the *students with disabilities* were proficient or advanced in ELA.

#### Fremont County School District #25

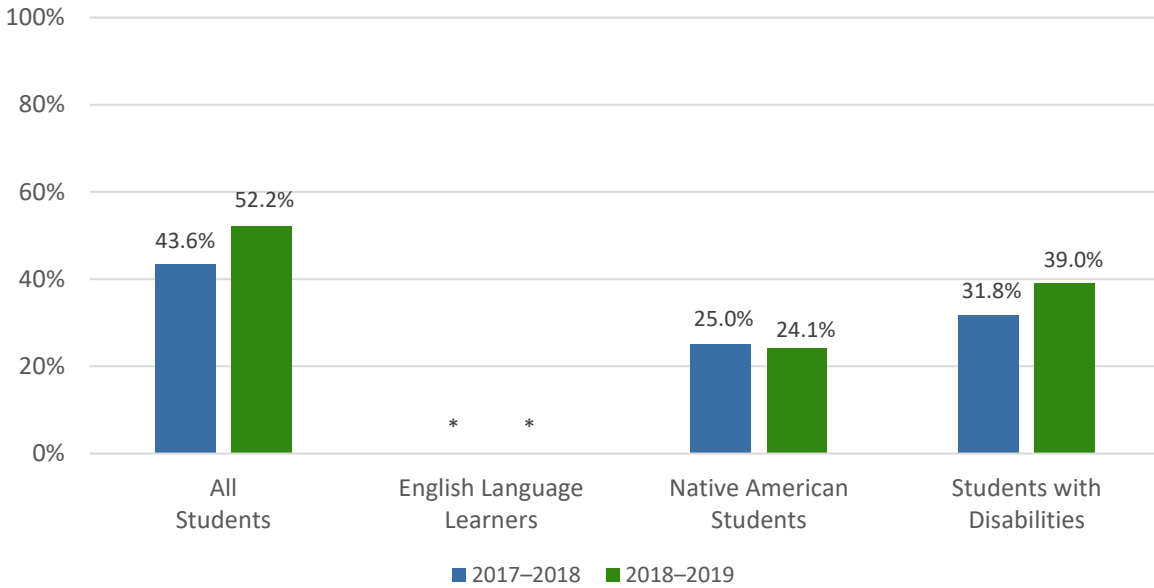
Schools: [Ashgrove Elementary](#), [Aspen Early Learning Center](#), [Jackson Elementary](#), [Rendezvous Elementary](#), and [Willow Creek Elementary](#)

Address: 121 North 5<sup>th</sup> Street West, Riverton, WY 82501

Phone: 307-856-9407

Main website: <http://www.fremont25.k12.wy.us/>





\* English language learners: Five or fewer students assessed in 2017-2018 and 2018-2019.

Note: Data retrieved from <https://edu.wyoming.gov/data/assessment-reports/>. The Native American students subgroup includes students identified as American Indian/Alaska Native. The students with disabilities subgroup includes students with an Individual Education Plan (IEP).

**Figure 7. Fremont County School District #25 2017-2018 or 2018-2019 Wyoming Test of Proficiency and Progress in English Language Arts, Grade 3 Proficient and Advanced (combined) Rates**

Figure 7 displays the percentage of Fremont County District #25 third grade students classified as proficient or advanced (combined rate) on the WY-TOPP ELA assessment for 2017-2018 and 2018-2019 school years. Proficient and advanced (combined) rates are provided for the all students, English language learner, Native American, and students with disabilities categories.

**Highlights:**

- As of the 2018-2019 school year, 52.2% of *all students* were proficient or advanced in ELA.
- Five or fewer *English language learners* were assessed in the 2017-2018 and 2018-2019 school years.
- As of the 2018-2019 school year, 24.1% of the *Native American students* were proficient or advanced in ELA.
- As of the 2018-2019 school year, 39.0% of the *students with disabilities* were proficient or advanced in ELA.

**Fremont County School District #38**

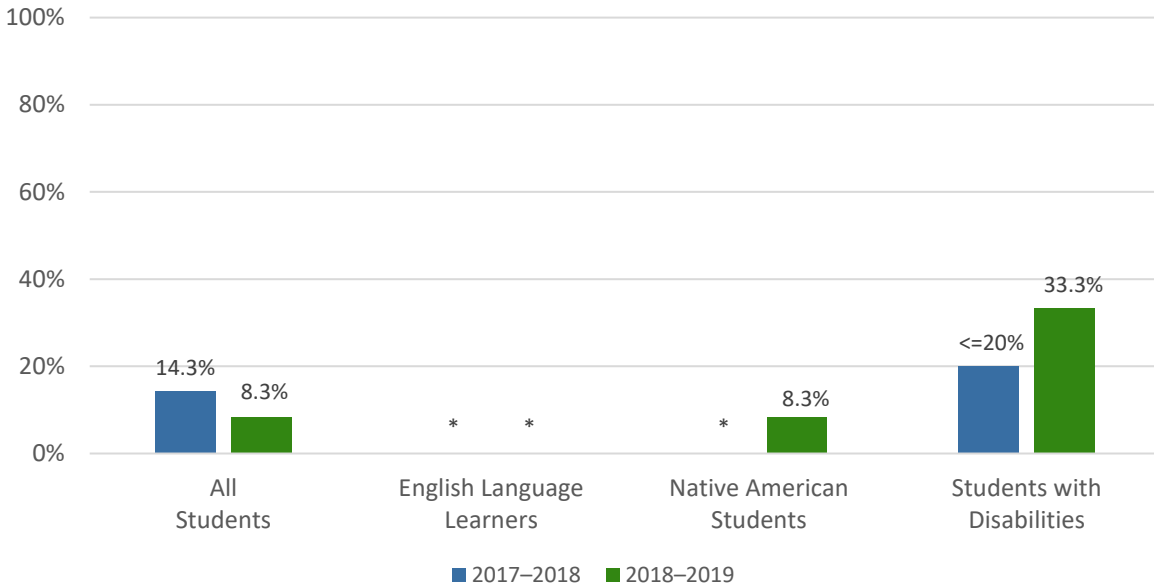
School: [Arapahoe Elementary](#)

Address: 445 Little Wind River Bottom Road, Arapahoe, WY 82510

Phone: 307-856-9333

Main website: <https://www.fcsd38.org/>





\* English language learners: Five or fewer students assessed in 2017-2018 and 2018-2019.

\* Native American students: Performance percentage cap met (5% or 95%) in 2017-2018 and 2018-2019.

Note: Data retrieved from <https://edu.wyoming.gov/data/assessment-reports/>. The Native American students subgroup includes students identified as American Indian/Alaska Native. The students with disabilities subgroup includes students with an Individual Education Plan (IEP).

**Figure 8. Fremont County School District #38 2017-2018 or 2018-2019 Wyoming Test of Proficiency and Progress in English Language Arts, Grade 3 Proficient and Advanced (combined) Rates**

Figure 8 displays the percentage of Fremont County District #38 third grade students classified as proficient or advanced (combined rate) on the WY-TOPP ELA assessment for 2017-2018 and 2018-2019 school years. Proficient and advanced (combined) rates are provided for the all students, English language learner, Native American, and students with disabilities categories.

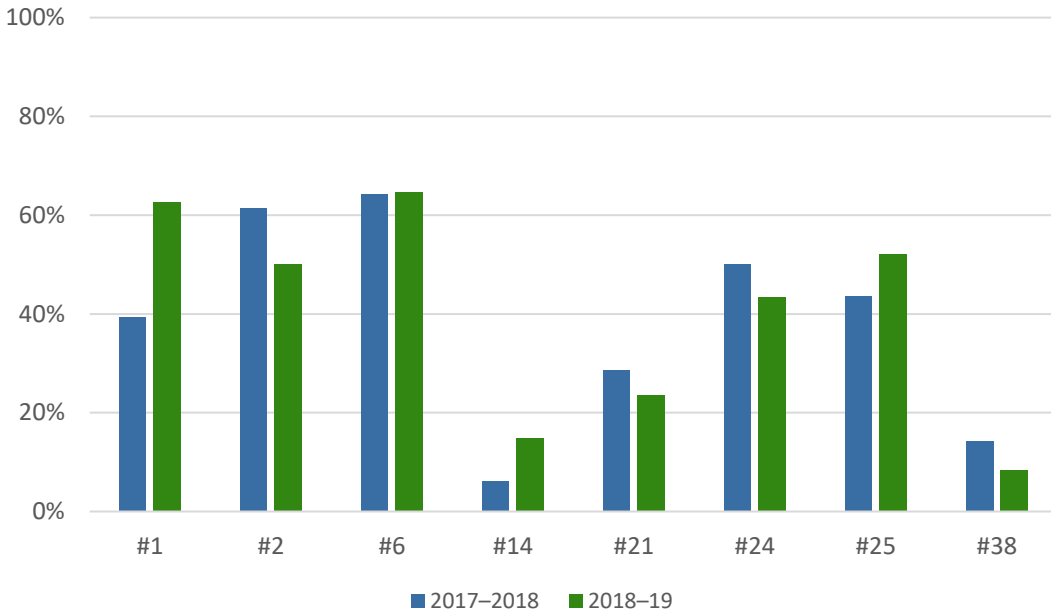
**Highlights:**

- As of the 2018-2019 school year, 8.3% of *all students* were proficient or advanced in ELA.
- Five or fewer *English language learners* were assessed in the 2017-2018 and 2018-2019 school years.
- As of the 2018-2019 school year, 8.3% of the *Native American students* were proficient or advanced in ELA.
- As of the 2018-2019 school year, 33.3% of the *students with disabilities* were proficient or advanced in ELA.

**Appendices**

**Appendix A: Comparisons of English language arts performance rates by student categories across Fremont County school districts**

**All students**



Note: Data retrieved from <https://edu.wyoming.gov/data/assessment-reports/>. The Native American students subgroup includes students identified as American Indian/Alaska Native. The students with disabilities subgroup includes students with an Individual Education Plan (IEP)

**Figure 9. Fremont County School Districts 2017-2018 and 2018-2019 Wyoming Test of Proficiency and Progress in English Language Arts, Grade 3 Proficient and Advanced (combined) Rates —All Students**

Figure 9 displays the percentage of each Fremont County school district’s third grade students classified as proficient or advanced (combined rate) on the WY-TOPP ELA assessment for 2017-2018 and 2018-2019 school years. Proficient and advanced rates are provided for the all students category.

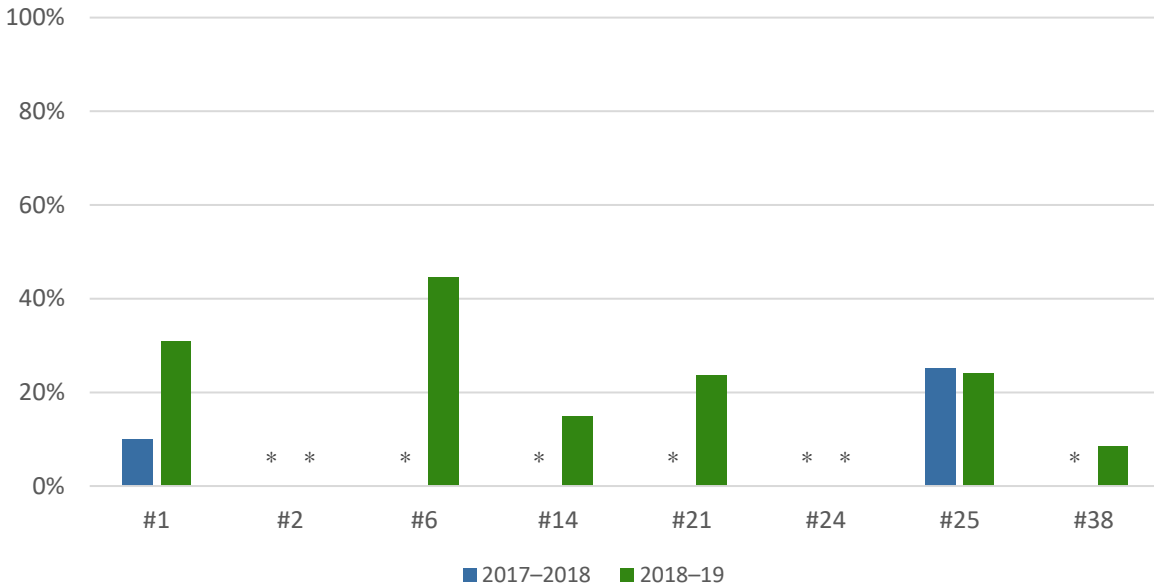
**Highlights:**

- As of the 2018-2019 school year, district #6 had the highest rate of *all students* proficient or advanced in ELA (64.3%) across all eight Fremont County school districts,
- As of the 2018-2019 school year, district #38 had the lowest rate *all students* proficient or advanced in ELA (8.3%) across all eight Fremont County school districts.

**English language learners**

ELA performance results are not available *English language learners* assessed in the 2017-2018 and 2018-2019 school years because none, or five or fewer were assessed.

**Native American students**



\* Performance percentage caps met (5% and 95%), no students were assessed, and/or when five or fewer students were assessed. Note: Data retrieved from <https://edu.wyoming.gov/data/assessment-reports/>. The Native American students subgroup includes students identified as American Indian/Alaska Native. The students with disabilities subgroup includes students with an Individual Education Plan (IEP)

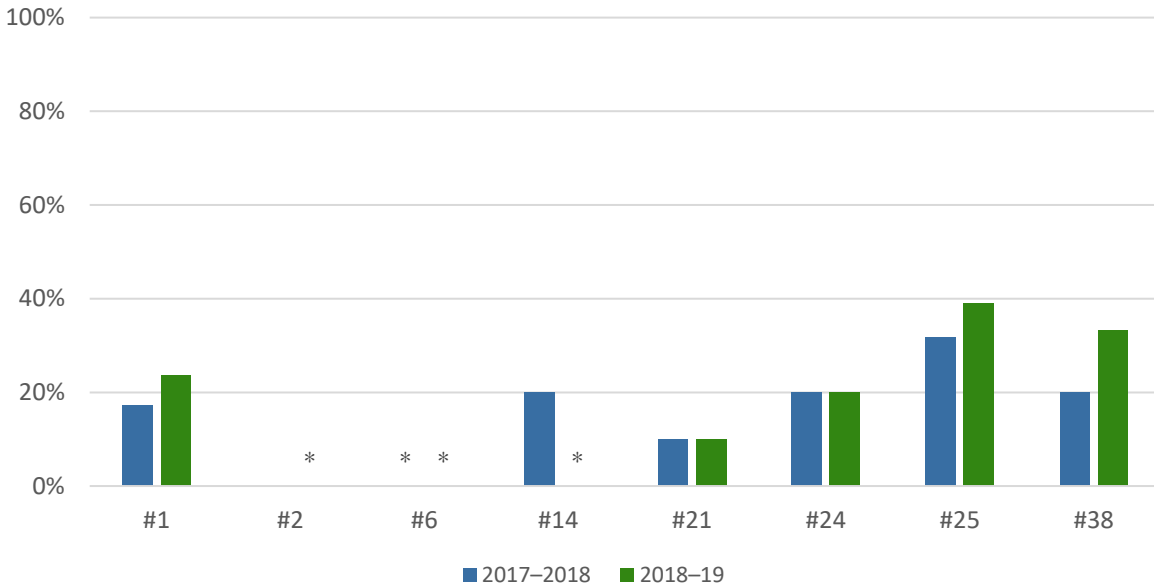
**Figure 10. Fremont County School Districts 2017-2018 and 2018-2019 Wyoming Test of Proficiency and Progress in English Language Arts, Grade 3 Proficient and Advanced (combined) Rates —Native American Students**

Figure 10 displays the percentage of each Fremont County school district’s third grade students classified as proficient or advanced (combined rate) on the WY-TOPP ELA assessment for 2017-2018 and 2018-2019 school years. Proficient or advanced rates are provided for the Native American students category.

**Highlights:**

- As of the 2018-2019 school year, district #6 had the highest rate of *Native American students* proficient or advanced in ELA (44.4%) across all eight Fremont County school districts,
- As of the 2018-2019 school year, district #38 had the lowest rate of *Native American students* proficient or advanced in ELA proficiency (8.3%) across all eight Fremont County school districts.

**Students with disabilities**



\* Performance percentage caps met (5% and 95%), no students were assessed, and/or when five or fewer students were assessed. Note: Data retrieved from <https://edu.wyoming.gov/data/assessment-reports/>. The Native American students subgroup includes students identified as American Indian/Alaska Native. The students with disabilities subgroup includes students with an Individual Education Plan (IEP)

**Figure 11. Fremont County School Districts 2017-2018 and 2018-2019 Wyoming Test of Proficiency and Progress in English Language Arts, Grade 3 Proficient and Advanced (combined) Rates —Students with Disabilities**

Figure 11 displays the percentage of each Fremont County school district’s third grade students classified as proficient or advanced (combined rate) on the WY-TOPP ELA assessment for 2017-2018 and 2018-2019 school years. Proficient and advanced rates are provided for the students with disabilities category.

**Highlights:**

- As of the 2018-2019 school year, district #25 had the highest rate of *students with disabilities* proficient or advanced in ELA (39.0%) across all eight Fremont County school districts,
- As of the 2018-2019 school year, district #21 had the lowest rate of *students with disabilities* proficient or advanced in ELA (<=10%) across all eight Fremont County school districts.

Appendix B: Wyoming-Test of Proficiency and Performance—2017–2018 and 2018–2019 English Language Arts performance data for Fremont County school districts by student categories (subgroups), Grade 3

School Year	District Name	Subgroup	Number of Students Assessed	Participation Rate	Percent Below Basic	Percent Basic	Percent Proficient	Percent Advanced	Percent Basic and Below	Percent Proficient and Advanced
2017-18	Fremont #1	All Students	150 - 159	100.0%	31.61%	29.03%	24.52%	14.84%	60.65%	39.35%
2017-18	Fremont #1	American Indian/Alaska Native	10 - 19	100.0%					>= 90%	<= 10%
2017-18	Fremont #1	English Language Learner	0							
2017-18	Fremont #1	Individual Education Plan (IEP)	30 - 39	100.0%	51.43%	31.43%	17.14%	0.00%	82.86%	17.14%
2018-19	Fremont #1	All Students	140 - 149	100.0%	19.01%	18.31%	38.73%	23.94%	37.32%	62.68%
2018-19	Fremont #1	American Indian/Alaska Native	10 - 19	100.0%	30.77%	38.46%	23.08%	7.69%	69.23%	30.77%
2018-19	Fremont #1	English Language Learner	0							
2018-19	Fremont #1	Individual Education Plan (IEP)	10 - 19	100.0%	52.94%	23.53%	17.65%	5.88%	76.47%	23.53%
2017-18	Fremont #2	All Students	10 - 19	100.0%	15.38%	23.08%	61.54%	0.00%	38.46%	61.54%
2017-18	Fremont #2	American Indian/Alaska Native	0							
2017-18	Fremont #2	English Language Learner	0							
2017-18	Fremont #2	Individual Education Plan (IEP)	1 - 5							
2018-19	Fremont #2	All Students	10 - 19	100.0%	20.00%	30.00%	30.00%	20.00%	50.00%	50.00%
2018-19	Fremont #2	American Indian/Alaska Native	1 - 5							
2018-19	Fremont #2	English Language Learner	0							
2018-19	Fremont #2	Individual Education Plan (IEP)	0							
2017-18	Fremont #6	All Students	20 - 29	100.0%	21.43%	14.29%	42.86%	21.43%	35.71%	64.29%
2017-18	Fremont #6	American Indian/Alaska Native	1 - 5							
2017-18	Fremont #6	English Language Learner	0							
2017-18	Fremont #6	Individual Education Plan (IEP)	1 - 5							
2018-19	Fremont #6	All Students	30 - 39	100.0%	11.76%	23.53%	44.12%	20.59%	35.29%	64.71%
2018-19	Fremont #6	American Indian/Alaska Native	6 - 9	100.0%	11.11%	44.44%	44.44%	0.00%	55.56%	44.44%
2018-19	Fremont #6	English Language Learner	0							

2018-19	Fremont #6	Individual Education Plan (IEP)	1 - 5							
2017-18	Fremont #14	All Students	40 - 49	100.0%	71.43%	22.45%	6.12%	0.00%	93.88%	6.12%
2017-18	Fremont #14	American Indian/Alaska Native	40 - 49	100.0%						
2017-18	Fremont #14	English Language Learner	0							
2017-18	Fremont #14	Individual Education Plan (IEP)	6 - 9	100.0%					>= 80%	<= 20%
2018-19	Fremont #14	All Students	40 - 49	100.0%	59.57%	25.53%	14.89%	0.00%	85.11%	14.89%
2018-19	Fremont #14	American Indian/Alaska Native	40 - 49	100.0%	59.57%	25.53%	14.89%	0.00%	85.11%	14.89%
2018-19	Fremont #14	English Language Learner	1 - 5							
2018-19	Fremont #14	Individual Education Plan (IEP)	1 - 5							
2017-18	Fremont #21	All Students	40 - 49	100.0%	28.57%	42.86%	23.81%	4.76%	71.43%	28.57%
2017-18	Fremont #21	American Indian/Alaska Native	40 - 49	100.0%						
2017-18	Fremont #21	English Language Learner	0							
2017-18	Fremont #21	Individual Education Plan (IEP)	10 - 19	100.0%					>= 90%	<= 10%
2018-19	Fremont #21	All Students	30 - 39	100.0%	55.88%	20.59%	20.59%	2.94%	76.47%	23.53%
2018-19	Fremont #21	American Indian/Alaska Native	30 - 39	100.0%	55.88%	20.59%	20.59%	2.94%	76.47%	23.53%
2018-19	Fremont #21	English Language Learner	0							
2018-19	Fremont #21	Individual Education Plan (IEP)	10 - 19	100.0%					>= 90%	<= 10%
2017-18	Fremont #24	All Students	30 - 39	100.0%	17.65%	32.35%	38.24%	11.76%	50.00%	50.00%
2017-18	Fremont #24	American Indian/Alaska Native	1 - 5							
2017-18	Fremont #24	English Language Learner	1 - 5							

#24										
2017-18	Fremont #24	Individual Education Plan (IEP)	6 - 9	100.0%					>= 80%	<= 20%
2018-19	Fremont #24	All Students	30 - 39	100.0%	40.00%	16.67%	33.33%	10.00%	56.67%	43.33%
2018-19	Fremont #24	American Indian/Alaska Native	1 - 5							
2018-19	Fremont #24	English Language Learner	0							
2018-19	Fremont #24	Individual Education Plan (IEP)	6 - 9	100.0%					>= 80%	<= 20%
2017-18	Fremont #25	All Students	170 - 179	100.0%	25.70%	30.73%	27.93%	15.64%	56.42%	43.58%
2017-18	Fremont #25	American Indian/Alaska Native	40 - 49	100.0%	45.00%	30.00%	22.50%	2.50%	75.00%	25.00%
2017-18	Fremont #25	English Language Learner	1 - 5							
2017-18	Fremont #25	Individual Education Plan (IEP)	40 - 49	100.0%	43.18%	25.00%	22.73%	9.09%	68.18%	31.82%
2018-19	Fremont #25	All Students	180 - 189	100.0%	22.22%	25.56%	37.22%	15.00%	47.78%	52.22%
2018-19	Fremont #25	American Indian/Alaska Native	20 - 29	100.0%	48.28%	27.59%	20.69%	3.45%	75.86%	24.14%
2018-19	Fremont #25	English Language Learner	1 - 5							
2018-19	Fremont #25	Individual Education Plan (IEP)	40 - 49	100.0%	34.15%	26.83%	31.71%	7.32%	60.98%	39.02%
2017-18	Fremont #38	All Students	40 - 49	100.0%	50.00%	35.71%	14.29%	0.00%	85.71%	14.29%
2017-18	Fremont #38	American Indian/Alaska Native	20	100.0%						
2017-18	Fremont #38	English Language Learner	1 - 5							
2017-18	Fremont #38	Individual Education Plan (IEP)	6 - 9	100.0%					>=80%	<=20%
2018-19	Fremont #38	All Students	40 - 49	100.0%	66.67%	25.00%	6.25%	2.08%	91.67%	8.33%
2018-19	Fremont #38	American Indian/Alaska	40 - 49	100.0%	66.67%	25.00%	6.25%	2.08%	91.67%	8.33%



	#38	Native								
2018-19	Fremont #38	English Language Learner	1 - 5							
2018-19	Fremont #38	Individual Education Plan (IEP)	6 - 9	100.0%	66.67%	0.00%	16.67%	16.67%	66.67%	33.33%

Note: Data retrieved from <https://edu.wyoming.gov/data/assessment-reports/>.

This document is in the public domain. While permission to reprint is not necessary, the publication should be cited. The document is prepared by the Region 11 Comprehensive Center under Award #S283B190011 for the Office of Program and Grantee Support Services (PGSS) within the Office of Elementary and Secondary Education (OESE) of the U.S. Department of Education and is administered by McREL International. The content of the document does not necessarily reflect the views or policies of the PGSS or OESE or the U.S. Department of Education nor does mention of trade names, commercial products, or organizations imply endorsement by the U.S. Government. © 2019 McREL International.